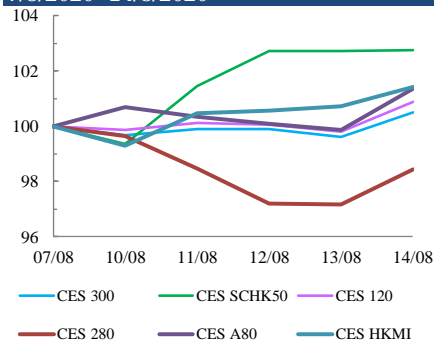




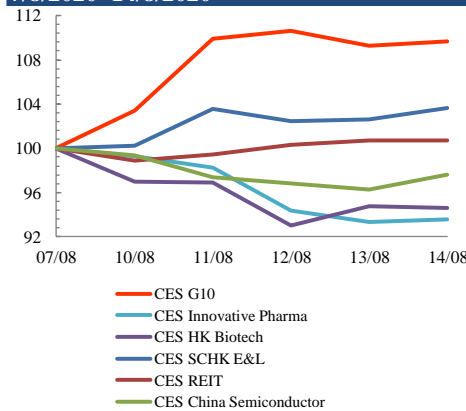
## Index Performance Review (7 August 2020 – 14 August 2020)

- Exit and entry departments of China's public security organs will gradually resume the handling of Chinese mainland residents' tourist endorsements for individual or group tours to Macao, the National Immigration Administration (NIA) said. CES G10 Index soared 9.7%.
- Travelers from the Chinese mainland will be able to transit in Hong Kong International Airport to other destinations from Aug.15 through Oct. 15. CES SCHK E&L Index was up 3.7%.

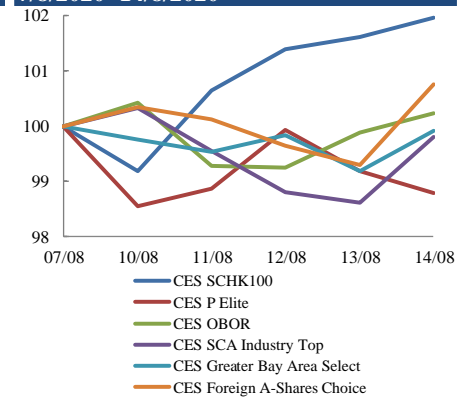
**Size Indices Performance**  
7/8/2020 -14/8/2020



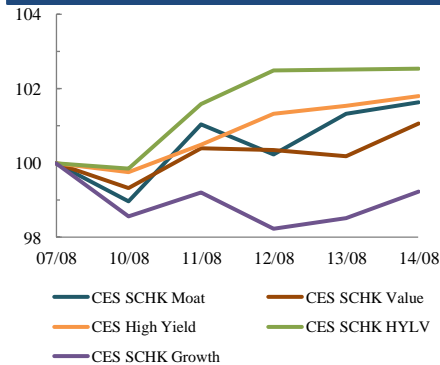
**Sector Indices Performance**  
7/8/2020 -14/8/2020



**Thematic Indices Performance**  
7/8/2020 -14/8/2020



**Strategy Indices Performance**  
7/8/2020 -14/8/2020



	Return (%)	Index	Since 07/08/2020	YTD (2020)	Since SZ-HK Stock (5/12/2016)	Since SH-HK Stock (17/11/2014)
<b>Size Indices Performance</b>						
CES 300		5,141.28	0.5%	7.5%	37.7%	59.0%
CES 120		7,669.78	0.9%	7.1%	47.6%	86.0%
CES 280		7,779.92	-1.6%	22.4%	28.2%	51.6%
CES A80		8,824.61	1.3%	6.4%	42.7%	105.1%
CES HKMI		8,208.17	1.4%	2.9%	46.6%	44.6%
CES SCHK50		2,835.59	2.7%	-8.7%	14.2%	10.0%
<b>Sector Indices Performance</b>						
CES G10		4,771.88	9.7%	-15.4%	11.2%	-28.4%
CES HK Biotech		9,379.74	-5.4%	46.6%	272.1%	n.a.
CES Innovative Pharma		15,581.48	-6.4%	58.7%	178.6%	234.4%
CES SCHK E&L		4,246.02	3.7%	9.7%	17.1%	-4.9%
CES REIT		2,479.09	0.7%	-29.3%	-18.9%	-12.4%
CES China Semiconductor Chips		9,502.60	-2.4%	62.9%	106.5%	166.5%
<b>Thematic Indices Performance</b>						
CES SCHK 100		5,731.36	2.0%	1.4%	31.1%	24.3%
CES OBOR		1,919.49	0.2%	10.4%	15.1%	n.a.
CES P Elite		8,304.07	-1.2%	30.8%	119.5%	135.7%
CES SCA Industry Top		5,245.67	-0.2%	15.1%	75.1%	150.2%
CES Greater Bay Area Select		2,669.25	-0.1%	11.5%	49.8%	n.a.
CES Foreign A-Shares Choice		3,221.17	0.8%	10.0%	n.a.	n.a.
<b>Strategy Indices Performance</b>						
CES High Yield		3,507.36	1.8%	-14.6%	29.5%	20.3%
CES SCHK HYL		2,560.37	2.5%	-13.3%	-7.8%	-6.7%
CES SCHK Moat		4,422.69	1.6%	12.4%	72.3%	64.2%
CES SCHK Value		4,600.05	1.1%	-8.0%	50.7%	55.1%
CES SCHK Growth		6,507.41	-0.8%	8.0%	98.0%	89.0%