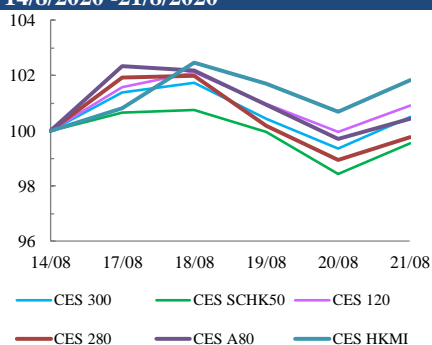


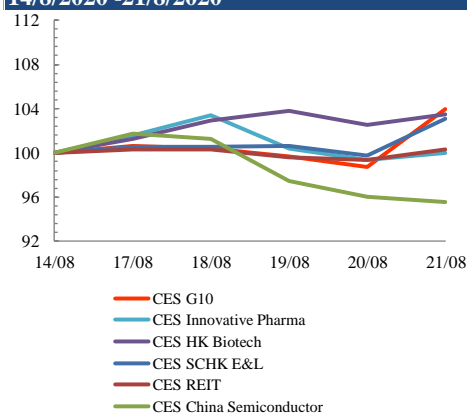
Index Performance Review (14 August 2020 – 21 August 2020)

- The number of visitor arrivals to Macao in July 2020 surged by 228.1 percent month-to-month to 74,006, due to the gradual easing of the quarantine measures. CES G10 Index increased 4.0%.
- Given the lackluster job market, the HKSAR government announced earlier this week that the second phase of an over-80-billion-HK-dollar pro-employment subsidy program will be open to applications at the end of August. CES SCHK 100 Index was up 1.3%.

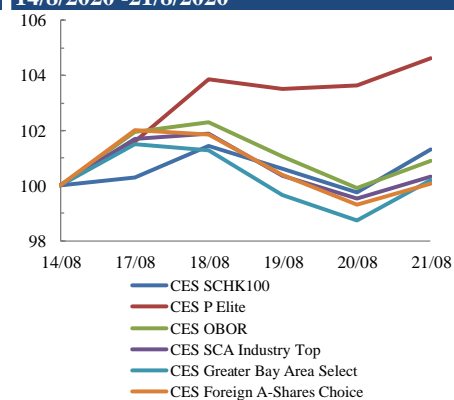
Size Indices Performance 14/8/2020 -21/8/2020



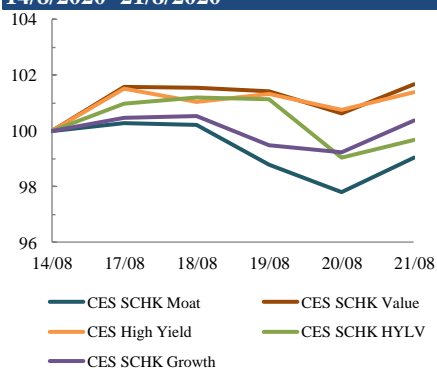
Sector Indices Performance 14/8/2020 -21/8/2020



Thematic Indices Performance 14/8/2020 -21/8/2020



Strategy Indices Performance 14/8/2020 -21/8/2020



	Return (%)	Index	Since 14/08/2020	YTD (2020)	Since SZ-HK Stock (5/12/2016)	Since SH-HK Stock (17/11/2014)
Size Indices Performance						
CES 300		5,166.16	0.5%	8.0%	38.4%	59.8%
CES 120		7,739.28	0.9%	8.0%	49.0%	87.7%
CES 280		7,762.05	-0.2%	22.2%	27.9%	51.2%
CES A80		8,861.56	0.4%	6.8%	43.3%	106.0%
CES HKMI		8,359.44	1.8%	4.8%	49.3%	47.2%
CES SCHK50		2,823.01	-0.4%	-9.1%	13.6%	9.5%
Sector Indices Performance						
CES G10		4,962.10	4.0%	-12.1%	15.6%	-25.6%
CES HK Biotech		9,703.04	3.4%	51.6%	284.9%	n.a.
CES Innovative Pharma		15,578.08	0.0%	58.7%	178.6%	234.3%
CES SCHK E&L		4,378.62	3.1%	13.1%	20.8%	-1.9%
CES REIT		2,485.95	0.3%	-29.1%	-18.7%	-12.1%
CES China Semiconductor Chips		9,079.64	-4.5%	55.7%	97.4%	154.7%
Thematic Indices Performance						
CES SCHK 100		5,807.24	1.3%	2.7%	32.9%	25.9%
CES OBOR		1,936.84	0.9%	11.4%	16.2%	n.a.
CES P Elite		8,687.62	4.6%	36.8%	129.6%	146.6%
CES SCA Industry Top		5,262.61	0.3%	15.5%	75.7%	151.0%
CES Greater Bay Area Select		2,675.02	0.2%	11.7%	50.1%	n.a.
CES Foreign A-Shares Choice		3,223.67	0.1%	10.1%	n.a.	n.a.
Strategy Indices Performance						
CES High Yield		3,556.26	1.4%	-13.4%	31.3%	22.0%
CES SCHK HYL V		2,551.88	-0.3%	-13.6%	-8.1%	-7.1%
CES SCHK Moat		4,379.93	-1.0%	11.3%	70.7%	62.6%
CES SCHK Value		4,677.08	1.7%	-6.5%	53.2%	57.7%
CES SCHK Growth		6,532.38	0.4%	8.4%	98.8%	89.7%