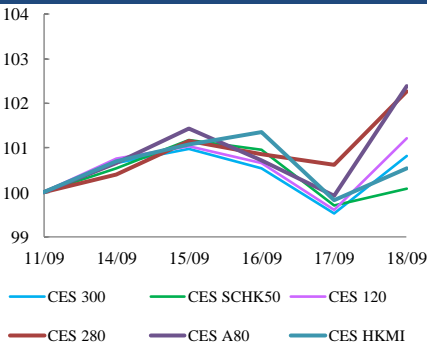


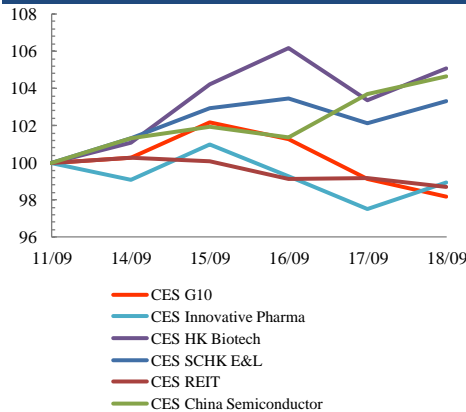
指数表现总结 (2020年9月11日至2020年9月18日)

- 首批科创 50ETF 已获中证监批准发行，预计将募集 200 亿元(人民币,下同)的被动资金。中华半导体芯片行业指数上涨 4.6%。
- 据中国国家统计局的数据显示，2020 年 1-8 月全国固定资产投资额为 37.88 万亿元，同比跌 0.3%，较预期高 0.1 个百分点。中华 A80 指数上涨 2.4%。
- 根据人民银行数据，8 月社会融资规模增量达 3.58 万亿元，比上年同期多 1.39 万亿元。这显示货币政策持续发力。中华陆股通行业龙头指数上涨 1.7%。

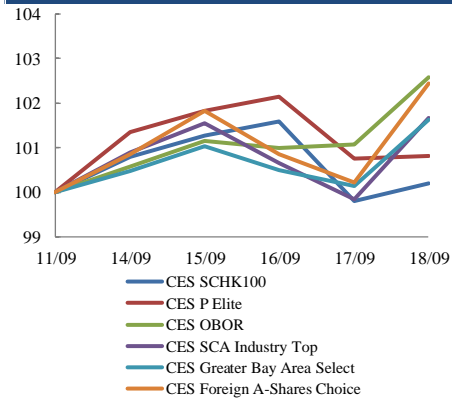
Size Indices Performance 11/9/2020 -18/9/2020



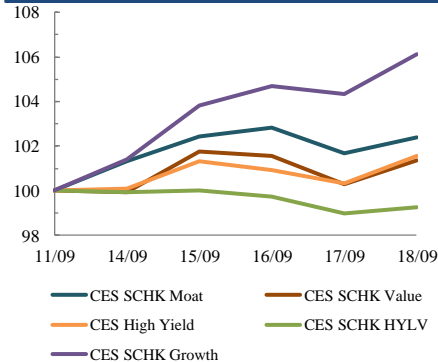
Sector Indices Performance 11/9/2020 -18/9/2020



Thematic Indices Performance 11/9/2020 -18/9/2020



Strategy Indices Performance 11/9/2020 -18/9/2020



	Return (%)	Index	Since 11/09/2020	YTD (2020)	Since SZ-HK Stock (5/12/2016)	Since SH-HK Stock (17/11/2014)
Size Indices Performance						
CES 300		5,105.41	0.8%	6.8%	36.7%	57.9%
CES 120		7,702.48	1.2%	7.5%	48.3%	86.8%
CES 280		7,654.16	2.3%	20.5%	26.1%	49.1%
CES A80		9,015.84	2.4%	8.7%	45.8%	109.5%
CES HKMI		8,221.32	0.5%	3.1%	46.9%	44.8%
CES SCHK50		2,756.58	0.1%	-11.3%	11.0%	6.9%
Sector Indices Performance						
CES G10		4,814.85	-1.8%	-14.7%	12.2%	-27.8%
CES HK Biotech		9,882.13	5.1%	54.4%	292.0%	n.a.
CES Innovative Pharma		14,457.71	-1.1%	47.3%	158.5%	210.3%
CES SCHK E&L		4,421.79	3.3%	14.2%	22.0%	-0.9%
CES REIT		2,436.91	-1.3%	-30.5%	-20.3%	-13.9%
CES China Semiconductor Chips		8,632.72	4.6%	48.0%	87.6%	142.1%
Thematic Indices Performance						
CES SCHK 100		5,771.94	0.2%	2.1%	32.1%	25.2%
CES OBOR		1,917.47	2.6%	10.3%	15.0%	n.a.
CES P Elite		8,804.29	0.8%	38.6%	132.7%	149.9%
CES SCA Industry Top		5,331.11	1.7%	17.0%	78.0%	154.3%
CES Greater Bay Area Select		2,675.23	1.6%	11.7%	50.1%	n.a.
CES Foreign A-Shares Choice		3,304.41	2.5%	12.9%	n.a.	n.a.
Strategy Indices Performance						
CES High Yield		3,388.44	1.5%	-17.5%	25.1%	16.2%
CES SCHK HYL V		2,404.38	-0.7%	-18.6%	-13.4%	-12.4%
CES SCHK Moat		4,394.69	2.4%	11.7%	71.2%	63.2%
CES SCHK Value		4,319.77	1.4%	-13.6%	41.5%	45.7%
CES SCHK Growth		6,611.55	6.1%	9.7%	101.2%	92.0%