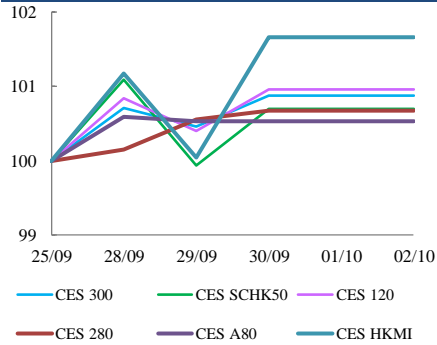




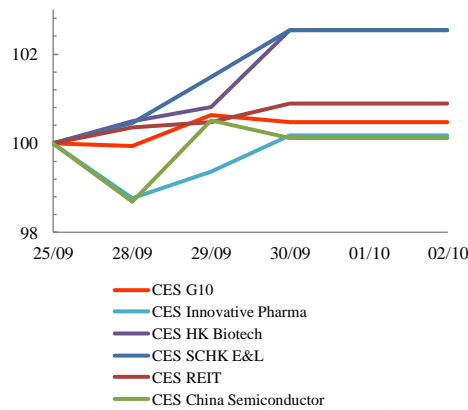
Index Performance Review (25 September 2020 – 2 October 2020)

- FTSE Russell published the results of its annual review on the World Government Bond Index (WGBI), and officially included the Chinese government bonds in the WGBI from Oct next year. As a result, China's bond market will be included in all three of the world's major bond indices. Market participants expect USD 125-150 bln in inflows to the Chinese bond market due to these inclusions. CES 120 Index was up 1.0%.
- The National Bureau of Statistics showed an increase of 4.6% in the Jan to Aug period on total investments in real estate development nationwide at over RMB 8.845 trln, up 4.6% YoY. CES A80 Index increased 0.5%.

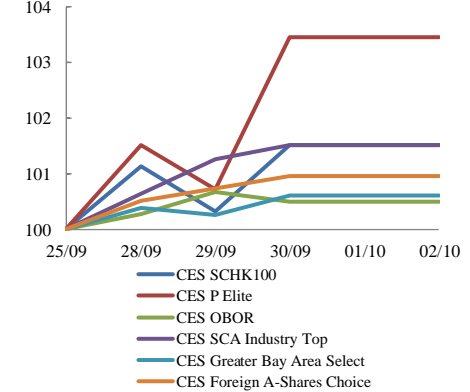
Size Indices Performance 25/9/2020 -2/10/2020



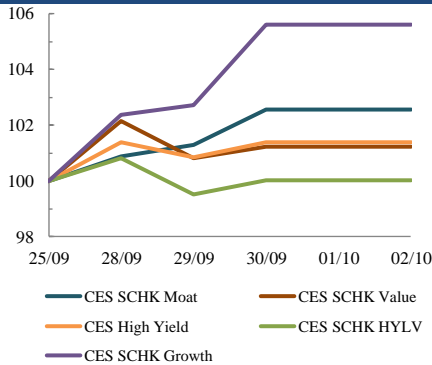
Sector Indices Performance 25/9/2020 -2/10/2020



Thematic Indices Performance 25/9/2020 -2/10/2020



Strategy Indices Performance 25/9/2020 -2/10/2020



	Return (%)	Index	Since 25/09/2020	YTD (2020)	Since SZ-HK Stock (5/12/2016)	Since SH-HK Stock (17/11/2014)
Size Indices Performance						
CES 300		4,958.61	0.9%	3.7%	32.8%	53.3%
CES 120		7,474.31	1.0%	4.3%	43.9%	81.3%
CES 280		7,417.75	0.7%	16.7%	22.2%	44.5%
CES A80		8,729.99	0.5%	5.3%	41.1%	102.9%
CES HKMI		7,927.56	1.7%	-0.6%	41.6%	39.6%
CES SCHK50		2,642.08	0.7%	-15.0%	6.4%	2.5%
Sector Indices Performance						
CES G10		4,342.84	0.5%	-23.0%	1.2%	-34.9%
CES HK Biotech		9,512.40	2.5%	48.6%	277.4%	n.a.
CES Innovative Pharma		14,609.05	0.2%	48.8%	161.3%	213.5%
CES SCHK E&L		4,193.52	2.5%	8.3%	15.7%	-6.0%
CES REIT		2,368.72	0.9%	-32.4%	-22.5%	-16.3%
CES China Semiconductor Chips		8,277.12	0.1%	41.9%	79.9%	132.2%
Thematic Indices Performance						
CES SCHK 100		5,569.58	1.5%	-1.5%	27.4%	20.8%
CES OBOR		1,848.98	0.5%	6.3%	10.9%	n.a.
CES P Elite		8,817.08	3.5%	38.8%	133.1%	150.2%
CES SCA Industry Top		5,233.47	1.5%	14.8%	74.7%	149.6%
CES Greater Bay Area Select		2,602.96	0.6%	8.7%	46.1%	n.a.
CES Foreign A-Shares Choice		3,216.61	1.0%	9.9%	n.a.	n.a.
Strategy Indices Performance						
CES High Yield		3,212.08	1.4%	-21.8%	18.6%	10.2%
CES SCHK HYL V		2,290.09	0.0%	-22.5%	-17.5%	-16.6%
CES SCHK Moat		4,288.00	2.6%	9.0%	67.1%	59.2%
CES SCHK Value		4,032.19	1.2%	-19.4%	32.1%	36.0%
CES SCHK Growth		6,542.94	5.6%	8.6%	99.1%	90.0%