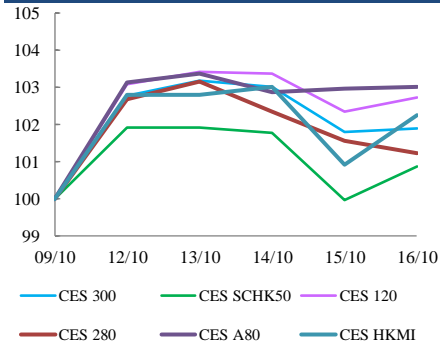




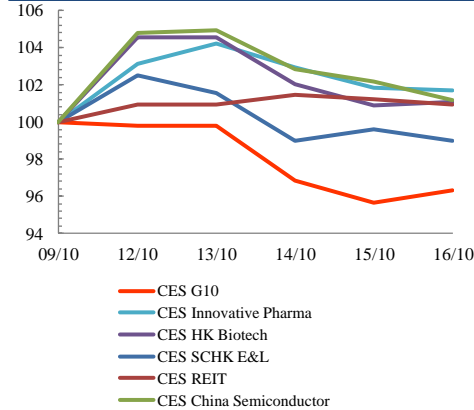
Index Performance Review (9 October 2020 – 16 October 2020)

- A-share rallied as state media said President Xi Jinping will attend a celebration of the 40th anniversary of the Shenzhen Special Economic Zone, Wednesday. CES A80 Index soared by 3.0%.
- Investors cheered latest upbeat trade data showing China's imports grew at their fastest pace this year in September. New bank loans grew more than expected in September, fuelled by a jump in corporate loans. CES SCA Industry Top Index was up 1.5%.

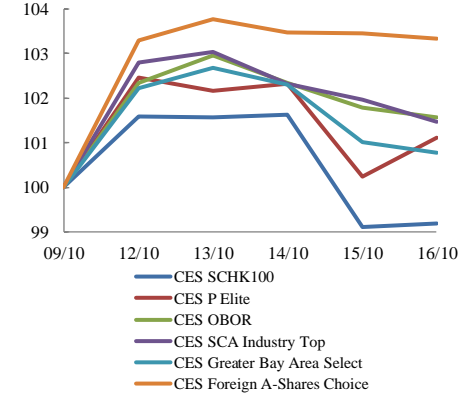
Size Indices Performance 9/10/2020 -16/10/2020



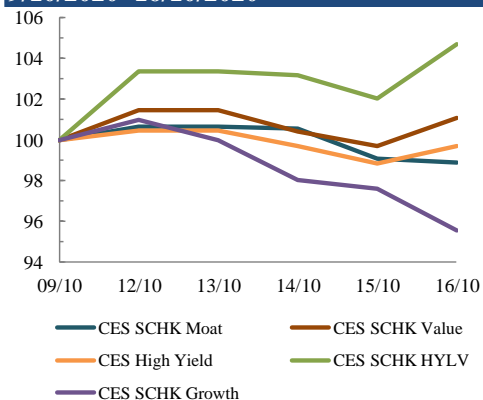
Sector Indices Performance 9/10/2020 -16/10/2020



Thematic Indices Performance 9/10/2020 -16/10/2020



Strategy Indices Performance 9/10/2020 -16/10/2020



	Return (%)	Index	Since 09/10/2020	YTD (2020)	Since SZ-HK Stock (5/12/2016)	Since SH-HK Stock (17/11/2014)
Size Indices Performance						
CES 300		5,162.03	1.9%	7.9%	38.3%	59.6%
CES 120		7,829.44	2.7%	9.3%	50.7%	89.9%
CES 280		7,686.66	1.2%	21.0%	26.7%	49.7%
CES A80		9,123.81	3.0%	10.0%	47.5%	112.0%
CES HKMI		8,417.26	2.3%	5.5%	50.4%	48.3%
CES SCHK50		2,735.62	0.9%	-12.0%	10.1%	6.1%
Sector Indices Performance						
CES G10		4,065.77	-3.7%	-27.9%	-5.3%	-39.0%
CES HK Biotech		10,049.07	1.1%	57.0%	298.7%	n.a.
CES Innovative Pharma		15,336.26	1.7%	56.2%	174.3%	229.1%
CES SCHK E&L		4,257.43	-1.0%	10.0%	17.4%	-4.6%
CES REIT		2,405.96	0.9%	-31.4%	-21.3%	-14.9%
CES China Semiconductor Chips		8,638.31	1.2%	48.1%	87.8%	142.3%
Thematic Indices Performance						
CES SCHK 100		5,755.70	-0.8%	1.8%	31.7%	24.8%
CES OBOR		1,929.63	1.6%	11.0%	15.8%	n.a.
CES P Elite		9,306.71	1.1%	46.5%	146.0%	164.1%
CES SCA Industry Top		5,444.02	1.5%	19.4%	81.7%	159.7%
CES Greater Bay Area Select		2,682.43	0.8%	12.0%	50.5%	n.a.
CES Foreign A-Shares Choice		3,381.36	3.3%	15.5%	n.a.	n.a.
Strategy Indices Performance						
CES High Yield		3,263.70	-0.3%	-20.5%	20.5%	12.0%
CES SCHK HYL		2,416.46	4.7%	-18.2%	-12.9%	-12.0%
CES SCHK Moat		4,372.38	-1.1%	11.1%	70.4%	62.4%
CES SCHK Value		4,130.76	1.1%	-17.4%	35.3%	39.3%
CES SCHK Growth		6,576.12	-4.5%	9.1%	100.1%	91.0%