

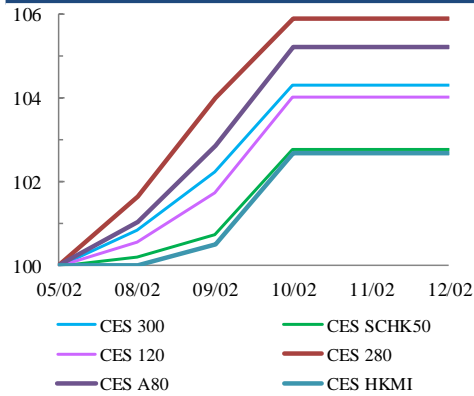


中華交易服務

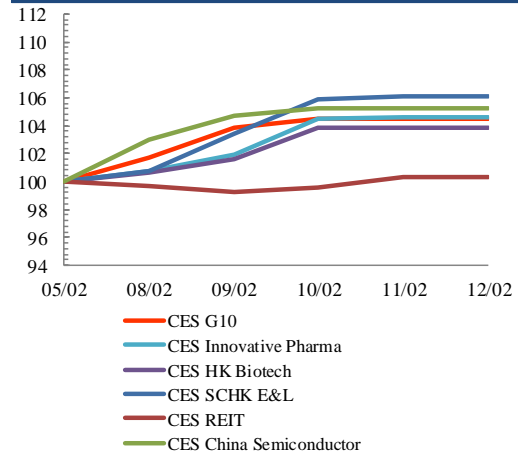
CHINA
EXCHANGES
SERVICES

Index Performance Review (5 February 2021 – 12 February 2021)

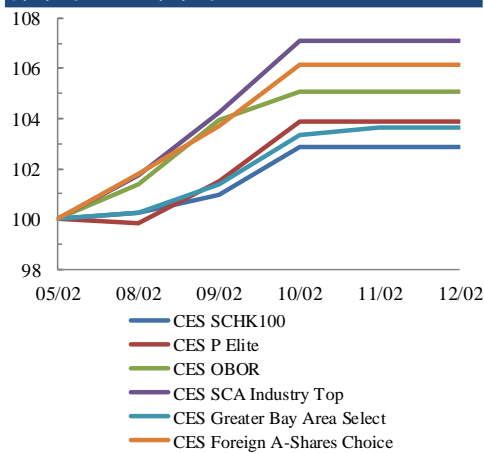
Size Indices Performance 5/2/2021 -12/2/2021



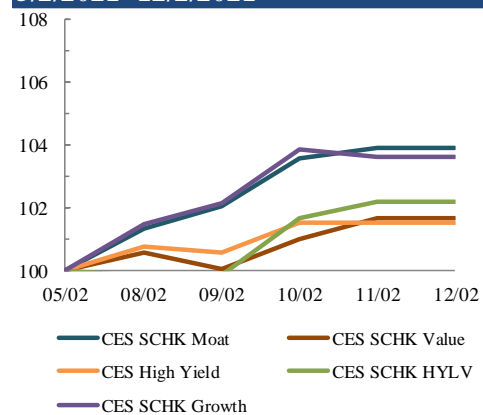
Sector Indices Performance 5/2/2021 -12/2/2021



Thematic Indices Performance 5/2/2021 -12/2/2021



Strategy Indices Performance 5/2/2021 -12/2/2021



Return (%)	Index	Since 05/02/2021	YTD (2020)	Since SZ-HK Stock (5/12/2016)	Since SH-HK Stock (17/11/2014)
Size Indices Performance					
	CES 300	4.3%	13.3%	71.4%	97.9%
	CES 120	4.0%	13.8%	85.3%	133.5%
	CES 280	5.9%	10.7%	50.8%	78.3%
	CES A80	5.2%	12.5%	82.8%	162.8%
	CES HKMI	2.7%	13.0%	85.4%	82.8%
	CES SCHK50	2.8%	12.6%	40.5%	35.4%
Sector Indices Performance					
	CES G10	4.5%	4.9%	19.1%	-23.3%
	CES HK Biotech	3.9%	23.3%	465.1%	n.a.
	CES Innovative Pharma	4.6%	17.9%	238.6%	306.3%
	CES SCHK E&L	6.1%	21.6%	68.2%	36.7%
	CES REIT	0.3%	-1.9%	-14.4%	-7.5%
	CES China Semiconductor Chips	5.3%	3.8%	98.5%	156.1%
Thematic Indices Performance					
	CES SCHK 100	2.9%	14.0%	72.4%	63.4%
	CES OBOR	5.1%	5.8%	27.6%	n.a.
	CES P Elite	3.9%	20.4%	233.0%	257.5%
	CES SCA Industry Top	7.1%	12.2%	128.2%	226.1%
	CES Greater Bay Area Select	3.6%	9.2%	74.8%	n.a.
	CES Foreign A-Shares Choice	6.1%	14.7%	n.a.	n.a.
Strategy Indices Performance					
	CES High Yield	1.5%	1.7%	27.5%	18.5%
	CES SCHK HYL V	2.2%	5.4%	-2.8%	-1.7%
	CES SCHK Moat	3.9%	13.8%	128.2%	117.5%
	CES SCHK Value	1.7%	2.4%	40.0%	44.1%
	CES SCHK Growth	3.6%	8.0%	143.7%	132.6%